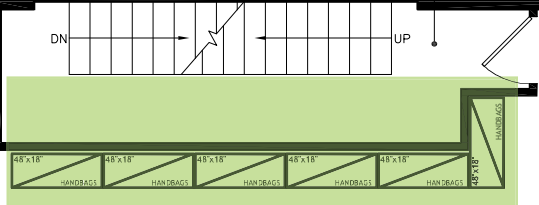



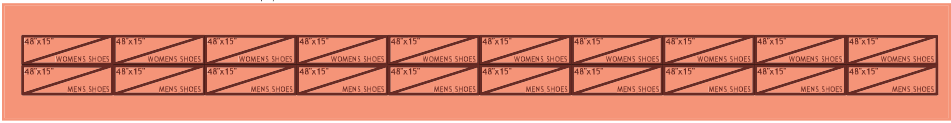
005 MECH. ROOM

001

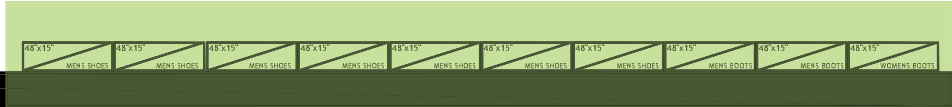


CAPACITY ANALYSIS
 BASED ON 6' HIGH SHELVING

HANDBAGS: 80 LF
 MEN'S SHOES
 48" @ 60 PAIRS X 17 UNITS = 1020 PAIRS
 WOMEN'S SHOES
 48" @ 72 PAIRS X 20 UNITS = 1440 PAIRS
 MEN'S BOOTS
 48" @ 40 PAIRS X 3 UNITS = 120 PAIRS



EXISTING



BACK OF HOUSE 002

△	DATE	REVISION
△	--	--
△	--	--
△	--	--

PROJECT LOCATION:
 CARLO PAZOLINI
 SOHO BASEMENT
 NYC, NY

SPACE NO. -

SHEET TITLE:
 STOCK SHELVING PLAN

PROJECT NO.
 SCALE: NOT TO SCALE
 DATE: 00.00.00
 DRAWN BY: XXX
 REVIEWED BY: XXX
 SHEET NO.

PARTIAL FIXTURE PLAN